







Department of Computer Science & Engineering.

Minutes of CDMC Meeting

15-07-2020

Curriculum Design and Monitoring Committee meeting for M.Tech CSE program is conducted on 15-07-2020 at VPTF 02, JC Bose block, VFSTR Deemed to be University. The following members are attended the meeting.

S.No	Members	Designation	
1.	Dr. Venkatesulu Professor & Head	Chairman	
2.	Dr. K Hemantha Kumar, Professor	Member	
3.	Dr. M Nirupama Bhat Professor	Member	
4.	Dr. S.V Phani Kumar, Assoc. Professor	Member	

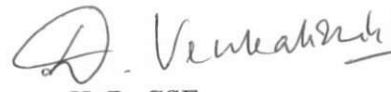
Agenda of the meeting

1. Analysis of the feedback collected from various stakeholders such as Alumni, Employers, Faculty, Parents and Students during the academic year 2019-20.
2. Any point with the permission of Chair.

The following are the important points of analysis obtained from various stakeholders:

- ✓ Inclusion of Minor Project after First semester
- ✓ Inclusion of advanced research-oriented courses in the Curriculum
- ✓ Suggested to include the Advanced Data Structures and algorithms in the curriculum
- ✓ Inclusion of Data Analytics and other thrust area related courses as a mandatory courses.
- ✓ Inclusion of some open elective courses,

Detailed feedback analysis report and Draft Curriculum is enclosed as Annexure.


HoD, CSE

HOD
Dept. of Computer Science & Engineering,
VFSTR Deemed to be University
VADLAMDI - 522 213
Guntur Dist., A.P. India



VIGNAN'S

Foundation for Science, Technology & Research

(Deemed to be University)

-Estd. u/s 3 of UGC Act 1956

2019-20 M. Tech (CSE) Feedback Analysis

Feed Back from Alumni 2019-20 (Academic Year) - PG – M. Tech (CSE)

Feedback has been received from the Alumni students on the following seven parameters:

- Q1. Curriculum has paved a good foundation in understanding the basic engineering concepts.
- Q2. Course Contents of Curriculum are in tune with the Program Outcomes
- Q3. Curriculum enriched the research abilities to pursue higher education in the thrust areas of Computer Science.
- Q4. Professional and Open Electives of Curriculum served the technical advancements needed to serve in the industry
- Q5. Tools and Technologies learnt during laboratory sessions has enriched the problem-solving skills.
- Q6. Competing with your peers from other Universities.
- Q7. Curriculum is superior to your studied Curriculum

Feedback Analysis is carried based on Average Satisfaction Rating. Rating categorization is carried based on Excellent (≥ 4); Very Good (≥ 3.5 & < 4); Good (≥ 3 & < 3.5); Moderate (> 2 & < 3) and Unsatisfactory (< 2)

The result derived in terms of percentage of students with common views, average score, and ratings is presented in Table.

Parameters	Rating 5	Rating 4	Rating 3	Rating 2	Rating 1	Average Score	Rating
Q1	50	33.3	16.7	0	0	4.333	Excellent
Q2	16.7	83.3	0	0	0	4.167	Excellent
Q3	16.7	50	33.3	0	0	3.834	Very Good
Q4	33.3	50	0	16.7	0	3.999	Very Good
Q5	66.7	16.7	0	16.7	0	4.337	Excellent
Q6	33.3	33.3	33.3	0	0	3.996	Very Good
Q7	66.7	33.3	0	0	0	4.667	Excellent

The highest score of 4.667 was given to the parameters "Q7: Curriculum is superior to your studied Curriculum", followed by "Q5: Tools and Technologies learnt during laboratory sessions has enriched the problem-solving skills" with a score of 4.337 and has been rated as Excellent.

It is clearly visible from the table that the parameters “Q1: Curriculum has paved a good foundation in understanding the basic engineering concepts” and “Q2: Course Contents of Curriculum are in tune with the Program Outcomes” with a scores of 4.33 and 4.16 respectively and has been rated as Excellent.

The parameters “Q4: Professional and Open Electives of Curriculum served the technical advancements needed to serve in the industry” and “Q6: Competing with your peers from other Universities” obtained the scores of 3.999 and 3.996 and has been rated as Very Good.

The parameter “Q3: Curriculum enriched the research abilities to pursue higher education in the thrust areas of Computer Science” obtained the score of 3.834 and has been rated as Very Good.

EMPLOYER FEEDBACK ANALYSIS

Feedback has been received from the employer on the following nine parameters:

- Q1. Course Contents of Curriculum are in tune with the Program Outcomes
- Q2. Curriculum provides the scope for improving the required skills of IT and IT enabled Industry Demands
- Q3. Professional and Open Electives are fulfilling the ever- evolving needs of IT industries
- Q4. Tools and technologies described in the curriculum are enough to design and develop new applications of IT Industry.
- Q5. Problem Solving and Soft Skills acquired by the students through the curriculum will enable them to be placed in IT Industry.

The categorization of rating is as follows: Strongly Agree (5), Agree (4), Moderate (3), Disagree (2) and Strongly Disagree (1).

Feedback Analysis is carried based on Average Satisfaction Rating. Rating categorization is carried based on Excellent (≥ 4); Very Good (≥ 3.5 & < 4); Good (≥ 3 & < 3.5); Moderate (> 2 & < 3) and Unsatisfactory (< 2)

Feedback from Employer 2019-20 (Academic Year) - PG – M. Tech (CSE))

The result derived in terms of percentage of employer with common views, average score, and ratings is presented in Table .

Table : Analysis of feedback from Employer 2019-20

Parameters	Rating 5	Rating 4	Rating 3	Rating 2	Rating 1	Average Score	Rating
Q1	77.8	22.2	0	0	0	4.778	Excellent
Q2	22.2	77.8	0	0	0	4.222	Excellent

Q3	22.2	22.2	33.3	22.2	0	3.441	Good
Q4	22.2	33.3	22.2	22.2	0	3.552	Very Good
Q5	33.3	22.2	22.2	22.2	0	3.663	Very Good

The highest score of 4.778 was given to the parameter “Q1: Course Contents of Curriculum are in tune with the Program Outcomes” followed by “Q2: Curriculum provides the scope for improving the required skills of IT and IT enabled Industry Demands” with a score of 4.222 and has been rated Excellent.

It is clearly visible from the table that the parameters “Q5: Problem Solving and Soft Skills acquired by the students through the curriculum will enable them to be placed in IT Industry”, “Q4: Tools and technologies described in the curriculum are enough to design and develop new applications of IT Industry”, and “Q3: Professional and Open Electives are fulfilling the ever- evolving needs of IT industries” obtained average scores 3.663, 3.552, and 3.441 respectively and has been rated as Very Good.

Time to time meetings were conducted at the department level to leverage new and advanced techniques to improve the problem solving skills and soft skills of the students which enable them to be placed in IT Industry.

The feedback analysis given by employer reveals that Problem Solving and Soft Skills acquired by the students through the curriculum will enable them to be placed in IT Industry.

Feedback from faculty 2019-20 (Academic Year) - PG – M.Tech (CSE)

The result derived in terms of percentage of faculty with common views, average score, and ratings is presented in Table .

Table : Analysis of feedback from faculty 2019–20

Parameters	Rating 5	Rating 4	Rating 3	Rating 2	Rating 1	Average Score	Rating
Q1	60	20	20	0	0	4.4	Excellent
Q2	66.7	33.3	0	0	0	4.667	Excellent
Q3	40	60	0	0	0	4.4	Excellent
Q4	66.7	26.7	6.7	0	0	4.604	Excellent
Q5	13.3	6.7	60	20	0	3.133	Good
Q6	46.7	26.7	26.7	0	0	4.204	Excellent
Q7	66.7	33.3	0	0	0	4.667	Excellent
Q8	40	33.3	26.7	0	0	4.133	Excellent
Q9	40	46.7	0	13.3	0	4.134	Excellent

The highest score of 4.667 was given to the parameter "Q2: Course Contents enhance the Problem-Solving Skills and Core competencies", "Q7: Apply tools and technologies described in the curriculum are enough to design and develop new applications to serve the local needs" followed by " Q4: Contact Hour Distribution among the various Course Components (LTP) is Justifiable " with a score of 4.604 and has been rated as Excellent.

It is clearly visible from the table that the parameters "Q1: Course Contents of Curriculum are in tune with the Program Outcomes", "Q3: Curriculum enable the research abilities of the students in thrust areas of Computer Science", "Q6: Curriculum is providing opportunity towards self-learning", "Q9: Inclusion of Minor Project/ Mini Projects improved the technical competency and leadership skills among the students" and Q8: Courses with laboratory sessions are sufficient to improve the technical skills of students" obtained average scores 4.4, 4.4, 4.204, 4.134 and 4.133 respectively and has been rated as Excellent.

The parameter "Q5: Electives enable the passion to learn new technologies in emerging areas" and has been rated as Good with a score of 3.113.

Time to time meetings was conducted at the department level to leverage new and advanced techniques to combat the learning difficulties of the students.

The feedback analysis reveals that laboratory sessions help to improve the faculty technical skills and the courses placed in the curriculum supports.

Feedback from Parents 2019-20 (Academic Year) - PG – M. Tech (CSE)

The result derived in terms of percentage of Parents with common views, average score, and ratings is presented in Table .

Table : Analysis of feedback from Parents 2019– 20

Parameters	Rating 5	Rating 4	Rating 3	Rating 2	Rating 1	Average Score	Rating
Q1	61.5	23.1	15.4	0	0	4.461	Excellent
Q2	30.8	30.8	38.5	0	0	3.927	Very Good
Q3	46.2	30.8	23.1	0	0	4.235	Excellent
Q4	61.5	15.4	15.4	7.7	0	4.307	Excellent
Q5	38.5	23.1	38.5	0	0	4.004	Excellent

The highest score of 4.46 was given to the parameter “Q1: Curriculum enhances the intellectual aptitude of your ward” followed by “Competency of your ward is on par with the students from other Universities/Institutes” with a score of 4.307 and has been rated as Excellent.

It is clearly visible from the table that the parameters “Q3: Satisfaction about the Academic, Emotional Progression of your ward” and “Q5: Course Curriculum is of the global standard and is in tune with the needs of IT and IT enabled industries” obtained the score of 4.235, 4.004 and has been rated as excellent

The parameter “Q2: Curriculum realizes the personality development and technical skilling of your ward” obtained average score 3.927 and has been rated as Very Good.

Feedback from Students 2019-20 (Academic Year) - PG – M. Tech (CSE)

The result derived in terms of percentage of students with common views, average score, and ratings is presented in Table .

Table : Analysis of feedback from students 2019 – 20

	Strongly Agree	Agree	Moderate	Disagree	Strongly Disagree	Avg. Rating	Grade
Q1	40.9	59.1	0	0	0	4.409	Excellent
Q2	31.8	63.6	4.5	0	0	4.269	Excellent
Q3	45.5	54.5	0	0	0	4.455	Excellent
Q4	36.4	4.5	59.1	0	0	3.773	Very Good
Q5	31.8	13.6	54.5	0	0	3.769	Very Good
Q6	9.1	86.4	4.5	0	0	4.046	Excellent
Q7	54.5	31.8	13.6	0	0	4.405	Excellent
Q8	95.5	0	4.5	0	0	4.91	Excellent
Q9	86.4	9.1	4.5	0	0	4.819	Excellent

The highest score of 4.91 was given to the parameters “Q8: Research Projects improved the technical competency and leadership skills” and “Q9: Tools and technologies described in the curriculum are enough to design and develop new applications” with a score of 4.819 followed by “Q3: Courses placed in the curriculum serves the needs of both advanced and slow learners” and “Q1: Course Contents of Curriculum are in tune with the Program Outcomes”; “Q7: Courses with laboratory sessions are sufficient to improve the technical skills”; “Q2: Course Contents are designed to enable Problem Solving Skills and Core competencies” and “Q6: Curriculum is providing opportunity towards Self learning to realize the expectations”; with a score of 4.445, 4.409, 4.405, 4.269 and 4.046 and has been rated as Excellent. Q8 and Q9 clearly reflects that we are emphasizing more towards research.

The parameters "Q4: Contact Hour Distribution among the various Course Components (LTP)" and "Q5: Electives have enabled the passion to learn new technologies in emerging areas" and obtained the scores of 3.773, 3.769 respectively and has been rated as Very Good.

 A. Venkatesh
HOD, CSE